




打桩机 拼搭步骤



第一部分：





第二部分：





第三部分：



第四部分：




第五部分：




第六部分：

把之前拼好的五部分拼搭在一起!!!



第七部分：

舵机部分



最后模型

